

## Exercise 4: Work with Module & Lesson Time



**Cumulative time: 0 hours, 6 minutes**

Time to complete this lesson: 2 minutes



### Quick Steps:

1. **Ignore** the Time block on the **Module page** for now.
2. On the **Welcome lesson page**, in the **Time block**:  
Type the number **15** into the **blue pound sign marks ###**
  - a. Carefully delete the **blue pound sign marks ###** leaving only the number **15**
  - b. For this exercise, delete **the yellow phrase** "Optional 25 word or less overview"
3. On the **LGPro ribbon**, in the **Controls group**, click **TAG**
4. You will be taken to the **Training at a Glance page**.
  - a. It will reflect the time you have added as well as some of the other information you have added to the Introduction Module page.
5. **Hover your cursor** over the module name, **Introduction**, and use **Ctrl + Click** to navigate back to your **Introduction module page**.
  - a. Notice that the Module Time block is now updated with the time associated with the only Lesson in this Module so far, as well as the number of Lessons in this Module so far.
6. Go to the next page, your **Welcome lesson**:
  - a. Notice that the Lesson Time block is now updated with the **Cumulative Time** for the training program so far, as well as the 15-minute Lesson time you added.
  - b. The **Cumulative Time** is **0 hours and 0 minutes** because this lesson is the start of your training program.
  - c. The next Lesson you add will show a **Cumulative Time** of 15 minutes.


### Detailed Steps

- Use the detailed steps that follow for more guidance.

## Exercise 4: Work with Module & Lesson Time, continued

1


Ignore the Time block on the Module page for now.

	<p><b>Time to complete:</b> ### hours, ## minutes</p> <p>Number of lessons: ##</p>
---	--


2

On the Welcome lesson page:

- In the Lesson Time block:

<b>·Welcome</b>	
	<b>Facilitator</b>
	<p><b>Cumulative-time:</b>xxx</p> <p>Time-to-complete-this-lesson:###-minutes</p> <p>[Optional-25-word-or-less-overview]</p>

- Type the number 15 into the **blue pound sign marks ###**
- Carefully delete the **blue pound sign marks ###** leaving only the number **15**
- Delete **the yellow phrase** "Optional 25 word or less overview"
- The time you enter must stay in the **blue Lesson Time** style.
- Do **not** type anything into the **Cumulative Time** placeholder.

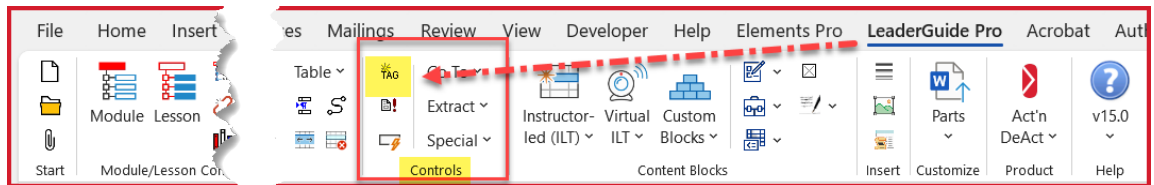
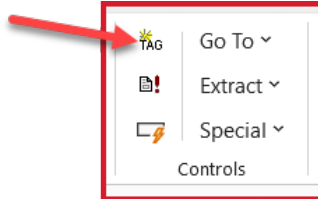
<b>·Welcome</b>	
	<b>Facilitator</b>
	<p><b>Cumulative-time:</b>xxx</p> <p>Time-to-complete-this-lesson:<b>15</b>-minutes</p>

## Exercise 4: Work with Module & Lesson Time, continued

3

**Update the Module time:**

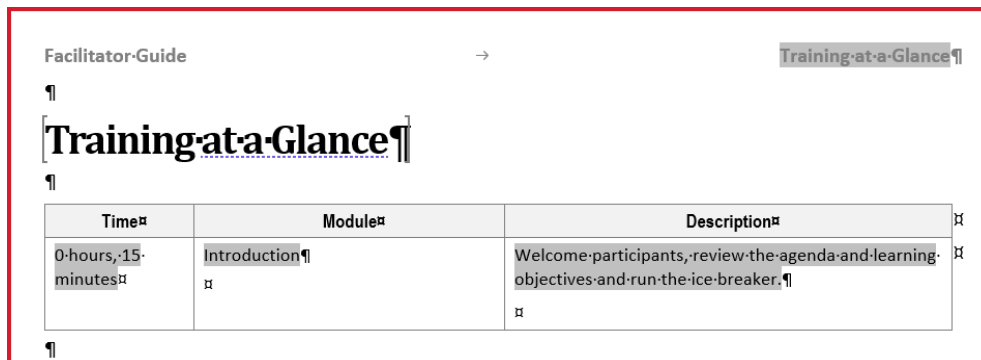
- Click **TAG** In the **Controls** group on the **LGPro ribbon**.



4

**Training at a Glance**

- You will be taken to the **Training at a Glance** page.
  - It will reflect the time you just added and some of the other information you have added to the **Introduction module** page.



**FYI:**

- The **Training at a Glance** page is only found in a Facilitator Guide.
- It provides a module-by-module overview of the training program, built from the information you add to the Module pages.
- To **build or update** the **Training at a Glance**, click the **TAG** button.
  - To **edit** this page, go to the relevant Module page and make your edits
  - Then click **TAG** to update the **Training at a Glance**.



Navigate back to the Introduction module page.

Time	Current Document Ctrl+Click to follow link	Description
0 hours, 15 minutes	Introduction	Welcome participants, review the agenda and learning objectives and run the ice breaker.

- On the Training at a Glance page, **hover your cursor** over the **Module name**.
- Use **Ctrl + Click** to **navigate** back to your **Introduction module** page.
- Notice that the **Module Time block** is now updated with:
  - the time associated with the only Lesson in this Module so far
  - and the number of Lessons in this Module so far.

Facilitator Guide Introduction

## Introduction

**Goal**

Build consistently organized and professionally formatted Facilitator Guides using LeaderGuide Pro.

**Time to complete: 0 hours, 15 minutes**

Number of lessons: 1

**FYI:**

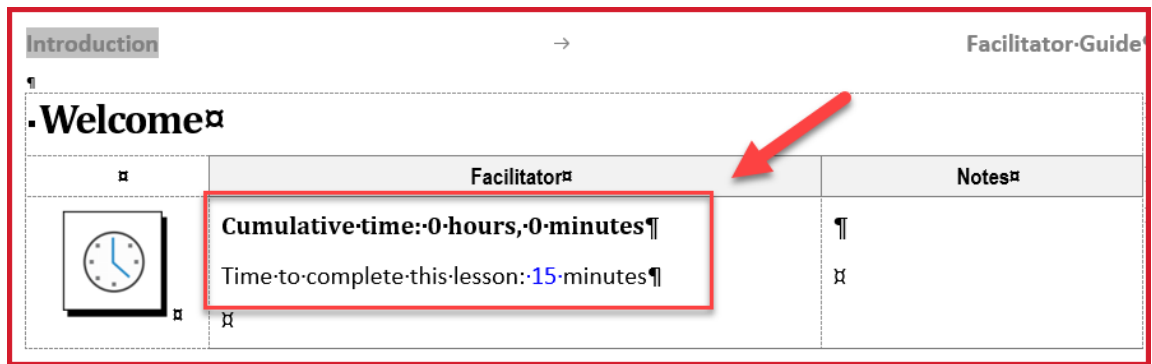
- As you add Lessons and Lesson times to this Module:
  - Click **TAG** to update
    - this page and
    - the Training at a Glance.

## Exercise 4: Work with Module & Lesson Time, continued



### Go to the Lesson on the next page

- Go to the next page, your **Welcome** lesson
- Notice that the **Lesson Time** block is now
  - Updated with the **Cumulative Time** for the training program so far,
  - As well as displaying the 15-minute Lesson time you added.



### How to update the time?

- Simply type over the **number of minutes** with your updated time.
- Then click **TAG** in the **Controls** group on the **LGPro** ribbon.

#### Note:

- **Lesson Time** must be entered in **minutes** only.
  - For a lesson that requires an hour and a half, enter the time as 90 minutes.



### If you need more help:

- Chat with us at <https://www.greatcirclelearning.com>
- Contact Us from <https://www.greatcirclelearning.com/contact>
  - The Contact Us form allows you to attach a file if you need us to look at something
- Email us at [info@GreatCircleLearning.com](mailto:info@GreatCircleLearning.com)
- Call us at 239-389-2000